



LCFF Budget Overview for Parents

Local Educational Agency (LEA) Name: Igo-Ono-Platina Union Elementary School District

CDS Code: 45-70029-0000000

School Year: 2023-24

LEA contact information:

Cindy Bishop

Superintendent

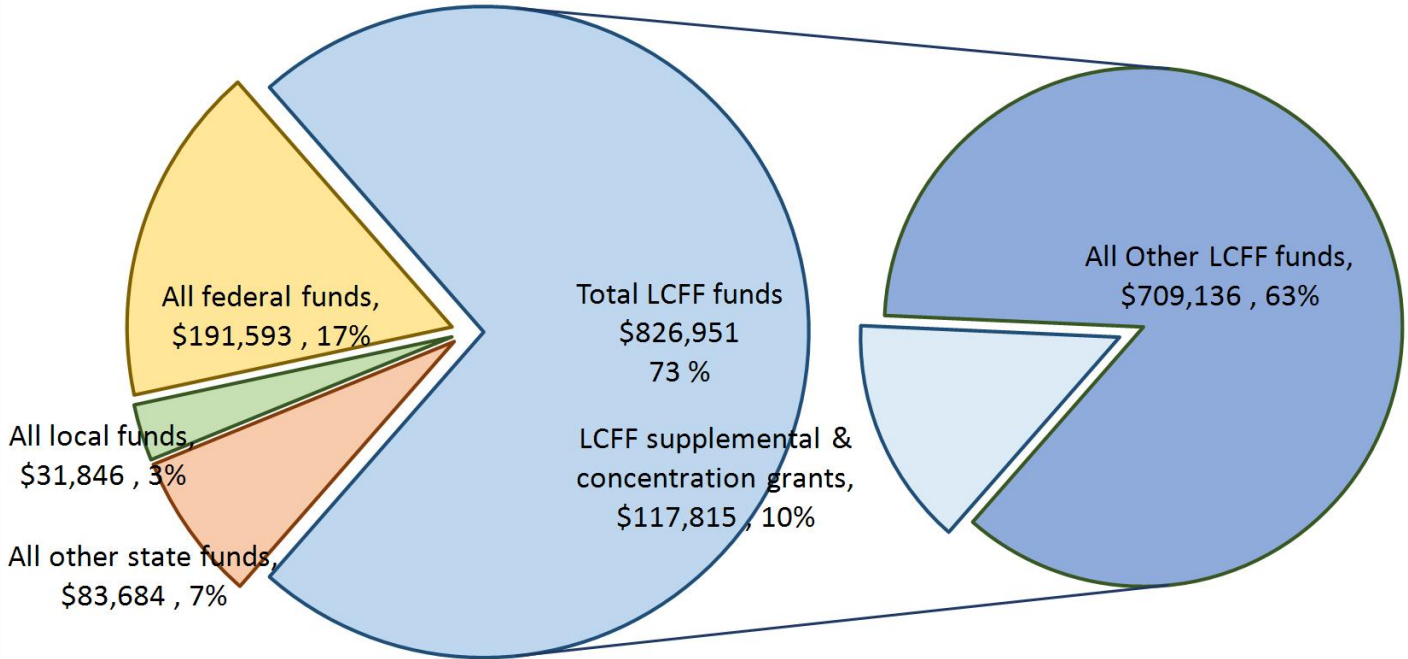
cbishop@rsdnmp.org

(530) 225-0011

School districts receive funding from different sources: state funds under the Local Control Funding Formula (LCFF), other state funds, local funds, and federal funds. LCFF funds include a base level of funding for all LEAs and extra funding - called "supplemental and concentration" grants - to LEAs based on the enrollment of high needs students (foster youth, English learners, and low-income students).

Budget Overview for the 2023-24 School Year

Projected Revenue by Fund Source

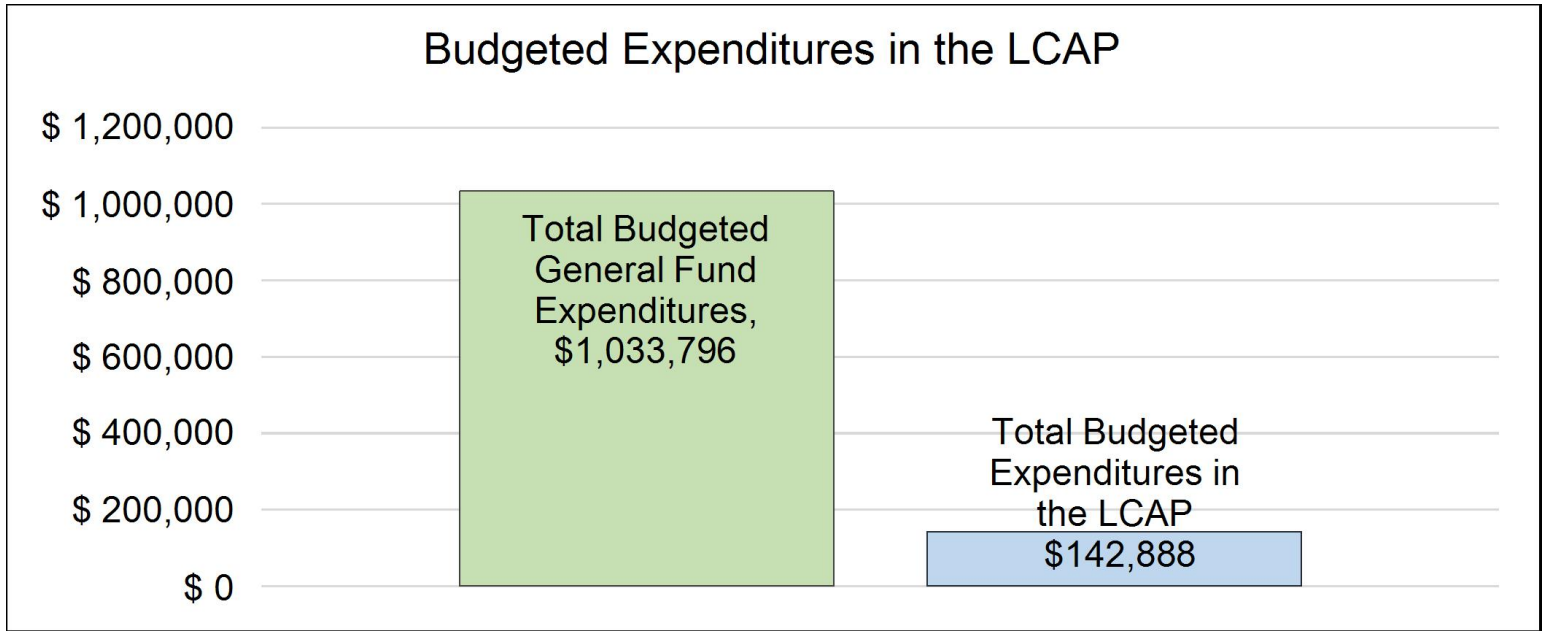


This chart shows the total general purpose revenue Igo-Ono-Platina Union Elementary School District expects to receive in the coming year from all sources.

The text description for the above chart is as follows: The total revenue projected for Igo-Ono-Platina Union Elementary School District is \$1,134,074, of which \$826,951 is Local Control Funding Formula (LCFF), \$83,684 is other state funds, \$31,846 is local funds, and \$191,593 is federal funds. Of the \$826,951 in LCFF Funds, \$117,815 is generated based on the enrollment of high needs students (foster youth, English learner, and low-income students).

LCFF Budget Overview for Parents

The LCFF gives school districts more flexibility in deciding how to use state funds. In exchange, school districts must work with parents, educators, students, and the community to develop a Local Control and Accountability Plan (LCAP) that shows how they will use these funds to serve students.



This chart provides a quick summary of how much Igo-Ono-Platina Union Elementary School District plans to spend for 2023-24. It shows how much of the total is tied to planned actions and services in the LCAP.

The text description of the above chart is as follows: Igo-Ono-Platina Union Elementary School District plans to spend \$1,033,796 for the 2023-24 school year. Of that amount, \$142,888 is tied to actions/services in the LCAP and \$890,908 is not included in the LCAP. The budgeted expenditures that are not included in the LCAP will be used for the following:

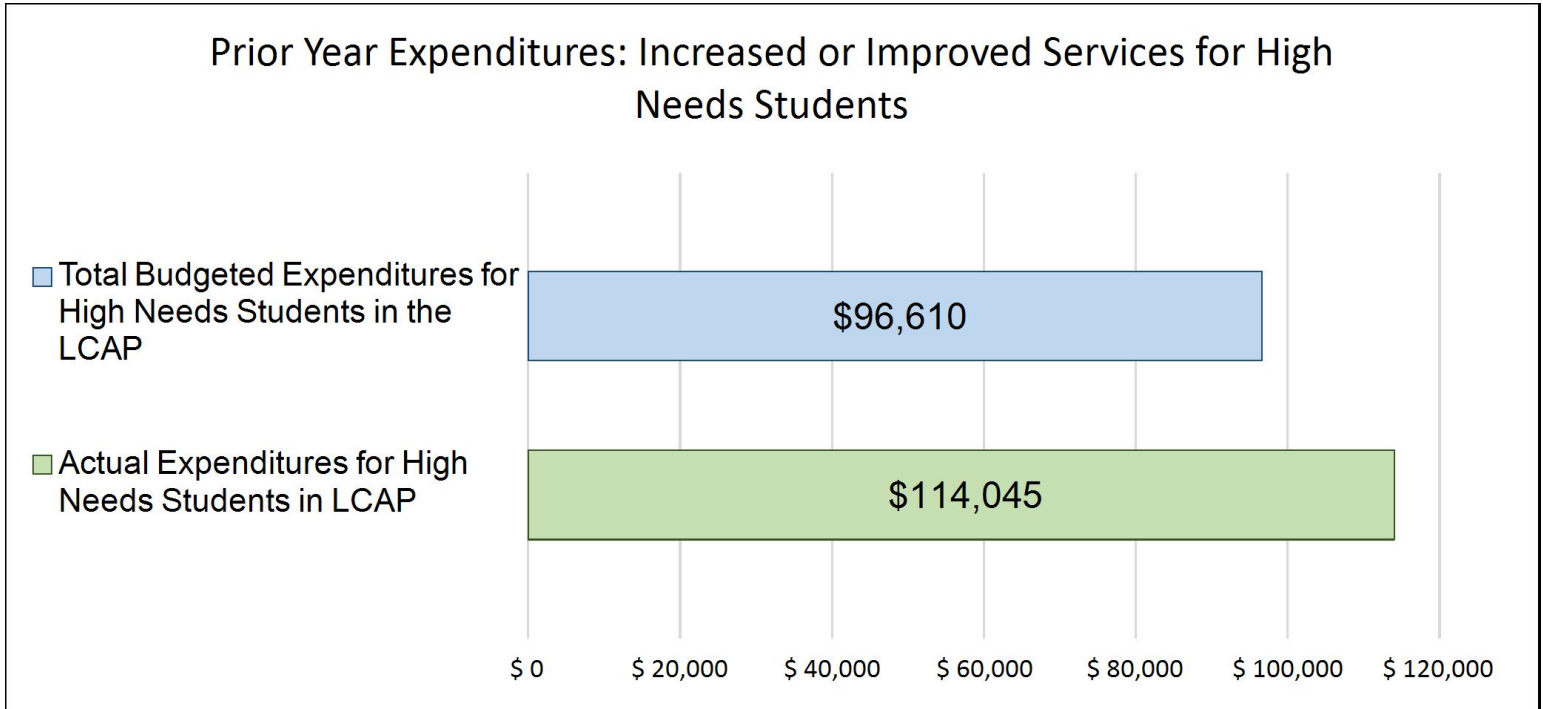
The District priority is for students to achieve academic excellence with a commitment to maintaining fiscally responsible practices. The District's budget other than specific actions noted in the LCAP consists of general operating expenditures, such as general education classroom Teachers, Special Education services, Instructional Assistants, Instructional Materials, Transportation services, Athletics, Utilities, Custodial services, Maintenance services, Technology Support, and general supplies. The District continues to balance the budget against ongoing rising costs related to pensions and Special Education services.

Increased or Improved Services for High Needs Students in the LCAP for the 2023-24 School Year

In 2023-24, Igo-Ono-Platina Union Elementary School District is projecting it will receive \$117,815 based on the enrollment of foster youth, English learner, and low-income students. Igo-Ono-Platina Union Elementary School District must describe how it intends to increase or improve services for high needs students in the LCAP. Igo-Ono-Platina Union Elementary School District plans to spend \$122,107 towards meeting this requirement, as described in the LCAP.

LCFF Budget Overview for Parents

Update on Increased or Improved Services for High Needs Students in 2022-23



This chart compares what Igo-Ono-Platina Union Elementary School District budgeted last year in the LCAP for actions and services that contribute to increasing or improving services for high needs students with what Igo-Ono-Platina Union Elementary School District estimates it has spent on actions and services that contribute to increasing or improving services for high needs students in the current year.

The text description of the above chart is as follows: In 2022-23, Igo-Ono-Platina Union Elementary School District's LCAP budgeted \$96,610 for planned actions to increase or improve services for high needs students. Igo-Ono-Platina Union Elementary School District actually spent \$114,045 for actions to increase or improve services for high needs students in 2022-23.



Local Control and Accountability Plan

The instructions for completing the Local Control and Accountability Plan (LCAP) follow the template.

Local Educational Agency (LEA) Name	Contact Name and Title	Email and Phone
Igo-Ono-Platina Union Elementary School District	Cindy Bishop Superintendent	cbishop@rsdnmp.org (530) 225-0011

Plan Summary [2023-24]

General Information

A description of the LEA, its schools, and its students in grades transitional kindergarten–12, as applicable to the LEA.

PROFILE:
 The Igo-Ono-Platina Union School District is a small rural district located in the southwest corner of Shasta County. A distance of thirty miles separates the communities of Igo, Ono, and Platina. Igo is located approximately ten miles west of Redding, Ono is seventeen miles west of Redding, and Platina is forty miles west of Redding. Igo-Ono Elementary, located in the town of Igo, is a K-8 facility with an enrollment of 30. The three communities that compose the district are widely separated and sparsely populated. Numerous cattle ranches, the logging industry, a Cal-Trans station, a CDF Fire Station, a U.S. Post Offices, a Forest Service Station, and the schools provide local employment. Each community also has its own restaurant/store. Many community members travel outside the district to secure employment.

The district has a three-member school board, a principal, two regular classroom teachers, instructional assistants, one part-time Project SHARE program facilitator for our after school program, two part-time custodial/maintenance people, one part-time cook, and a confidential secretary. The district’s school board opted to join in a partnership with the Redding School District and the Shasta Union Elementary School District to share administrative, special education, business, and food services beginning in the 2000-2001 school year. The arrangement is unique in that all three districts share a common superintendent, yet keep their own boards of education.

The 2021 October CALPADS report the ethnic makeup of the district is 72.97% White, 10.81% Hispanic, 8.11% American Indian or Alaska

Native, and 8.11% African-American. All district teachers have their SB1969 certification or a CLAD credential. All teachers are NCLB compliant. Igo-Ono's free/reduced lunch rate is 75.68%.

MISSION STATEMENT:

The Igo-Ono-Platina Union School District, in cooperation with parents and community, is resolved to provide a quality education to our students within an enthusiastic and caring environment. We will strive to instill a sense of responsibility and individual achievement for each student as he/she studies and learns the skills necessary for our complex world.

VALUES AND BELIEFS:

The staff of the Igo-Ono-Platina Union School District believes that in order to facilitate academic achievement it is vital to focus on these areas:

- The academic success of every student
- No excuses
- Experimentation
- Everyone is part of the solution
- Sense of family
- Collaboration and trust
- Passion for learning and growing

During the school year, there are 23 minimum days for staff/collaboration meetings and parent/teacher conferences that affect all students. The number of instructional minutes at Igo-Ono School is 50,505 in kindergarten through third grade and 54,880 minutes in fourth through eighth grades.

Igo-Ono School provides on-campus staff at 7:00 a.m., so parents may have a safe place to leave their children on their way to work. The Project SHARE after-school program runs from 1:30 to 6:00 p.m. and is staffed by one facilitator and one instructional assistant at Igo-Ono. Instruction and intervention for this program are coordinated with the student's regular classroom teacher in order to better facilitate student learning.

The district participates in the REAP program and utilizes the flexibility component to transfer all categorical entitlements into Title 1. Title 1 and RSP students are grouped by ability/needs and serviced by certificated and classified staff in the classrooms and the Learning Center. Students qualify for Title One services by scoring below the proficiency performance standard in the language arts and/or mathematics portion of the CAASPP test, teacher grades, and/or by recommendation of the RST or classroom teacher.

In addition to standard curriculum offerings, students have many options for educational support, such as computers, access to the Internet, EL services, special education, fine arts, before and after-school programs and research-based intervention programs and curriculum.

The district also offers many programs and opportunities to build character, sportsmanship, and citizenship. Most of the staff has been trained in Positive Behavior Instruction Support (PBIS), a comprehensive student discipline program. The sixth grade attends Whiskeytown

Environmental School each year. After school sports activities for boys and girls are provided year round.

Igo-Ono school has parents that raise money to support classroom activities, school facilities, school/community events and educational field trips. Parent volunteers help in the classrooms.

Reflections: Successes

A description of successes and/or progress based on a review of the California School Dashboard (Dashboard) and local data.

The District has reviewed local and State data in the evaluation and development of the LCAP. The data demonstrate several areas that continue to show progress or positive results. Igo Ono maintains 0% of teacher misassignments as well as 100% textbook sufficiency. Work with Social Emotional and trauma-based practices has allowed the suspension results to be 0%. To continue with this success, a counselor will continue to provide services to meet the social emotional needs of students. In addition, the assistance of extra staffing and hours to provide tutoring for some students will continue within the 23/24 LCAP. Student connectedness continues to increase with the continued focus on Capturing Kids Hearts (CKH) training and implementation strategies. 100% of parents report Igo as a clean and safe school site. The District supports aides to help implement the California-aligned instructional materials to continue the increase of student achievement.

Reflections: Identified Need

A description of any areas that need significant improvement based on a review of Dashboard and local data, including any areas of low performance and significant performance gaps among student groups on Dashboard indicators, and any steps taken to address those areas.

Chronic Absenteeism (CA) continues to be an area of focus. In 2022, CA, as reported by Dataquest, is 16.7%. Based on this indicator the District will continue to invest in Multi-Tiered System of Support (MTSS), and intervention services to meet the instructional, engagement and social emotional learning needs of at-risk students at all grade levels. Igo Ono has also been named a Community School in partnership with Shasta County Office of Education. This partnership will allow for more family to community connections in order to increase the academic, engagement, mental and physical outcomes for students, We are also continuing to invest in staff development for teachers and collaborative processes regarding the implementation of state standards. The District will continue focusing on individualized instruction as well as Capturing Kids Hearts strategies that will help support attendance. Igo Ono will continue to hold School Attendance Review Team meetings, along with more frequent notifications to families of students who are endanger of being chronically absent by sending home more attendance letters.

In addition, the District will continue to offer additional learning opportunities for Igo students by offering extra tutoring and participation in Shasta Union Elementary's summer school program to be held in June, 2023. Transportation will be provided daily for all Igo students to Shasta Union Elementary.

Igo Ono will work on implementing the Six Exceptional Systems of No Excuses University to ensure a Culture of Universal Achievement that is collaborative around student outcomes.

LCAP Highlights

A brief overview of the LCAP, including any key features that should be emphasized.

Goal 1: High academic achievement for all students while closing the achievement gap for our underperforming student groups.

The District has developed a strong emphasis on staff development and teacher collaboration with services that include three staff development days and Intervention services.

Goal 2: Provide access to a broad and challenging curriculum to leverage the Portrait of a Graduate competencies (Adaptability, Communication, Critical Thinking, Empathy, Perseverance, Responsibility) to prepare students for college, the workplace, and the transition to adulthood.

The actions include instructional support by maintaining a strong technology infrastructure and providing instructional software to all grade levels. The District will be enhancing its educational program with Portrait of a Graduate competency skills to improve access to college, the workplace, and transition to adulthood.

Goal 3: Provide clean, safe, functional, and well-maintained facilities with positive learning climates that challenge bias, support the social, emotional, and physical needs of students.

The District has developed services that include services provided by a Counselor to support the individualized needs of students in a supportive and therapeutic environment. The District is devoted to allocating resources to maintain and improve facilities in a proactive rather than reactive manner that includes ongoing site inspections as well as an annual maintenance plan for each site.

Goal 4: Increase engagement and collaboration among students, parents, staff, and other stakeholders.

The District supports a School Attendance Review Team to ensure students attend school at high levels. The District is committed to growing parent engagement and other community collaboratives in order to engage all stakeholders.

Comprehensive Support and Improvement

An LEA with a school or schools eligible for comprehensive support and improvement must respond to the following prompts.

Schools Identified

A list of the schools in the LEA that are eligible for comprehensive support and improvement.

N/A

Support for Identified Schools

A description of how the LEA has or will support its eligible schools in developing comprehensive support and improvement plans.

N/A

Monitoring and Evaluating Effectiveness

A description of how the LEA will monitor and evaluate the plan to support student and school improvement.

N/A

Engaging Educational Partners

A summary of the process used to engage educational partners and how this engagement was considered before finalizing the LCAP.

In developing the 2021-2024 LCAP, Igo-Ono-Platina Union Schools used multiple opportunities to engage with parents, staff, and stakeholders. The efforts began early in the year with engagement meetings at every site in the District followed by stakeholder meetings, administration hearings, and various other advisory meetings. These engagement opportunities are outlined as follows:

District Meetings:

- Cabinet Meetings (weekly)
- Curriculum and Instruction (monthly)
- Leadership Meetings (monthly)
- Development Meetings (monthly)

Road Show (staff engagement):

9/15/22

Site Meetings (locally scheduled meetings):

- Staff meetings (monthly)
- School Site Council meetings:

9/3/22

11/2/22

1/11/23

3/1/23

5/3/23

Mid Year Study Session

January 20, 2023

Parent Advisory Committee:

9/14/22

11/9/22

1/18/23

3/8/23

5/3/23

6/5/23

District Advisory Committee meetings:

9/27/22
2/28/23
5/23/23

Annual Union Consultation meetings: Classified and Certificated input occurred on May 25, 2023.

Surveys:

Staff Survey - February
Site Parent Survey - February
Student Survey - February

Initial Public Hearing of the LCAP:

June 21, 2023 at a regularly scheduled Board meeting

LCAP submitted for Board approval,
June 26, 2023 at a regularly scheduled Board meeting

Stakeholders were notified of the Mid-Year Study Session and given opportunity to participate in the process. Personal invites went out to teachers, staff, administration, families, and community members through multiple means. Site administrators held follow-up meetings with parent groups based upon the Mid-Year Study Session and LCAP development discussions. Data, actions, and services were shared at all meetings.

A summary of the feedback provided by specific educational partners.

Due to the feedback of community partners, which includes parents, students, teachers, classified, the community and the Parent Advisory Committee (including a parent of a child with Students with Disabilities), the District will maintain the employment of a school counselor. The PAC would like the District to continue looking for a similar "WES Camp - like" experience for district - wide 5th grade students (that includes staying overnight). Due to the CARR Fire, the local overnight Whiskeytown Environmental School (WES) has been closed. In addition, the Portrait of a Graduate attributes will be implemented. These are the soft skills students will gain that increase academic and social emotional success.

The Parent Advisory Committee (including parents of Students with Disabilities) meetings will continue to offer the option of attending via ZOOM (an online meeting platform) per parent feedback. When discussing the Transportation Plan, the Parent Advisory Committee was satisfied with the District currently offering transportation services to all students who live farther than a mile from a school site.

A description of the aspects of the LCAP that were influenced by specific input from educational partners.

The District will maintain a school counselor and the implementation of the Portrait of a Graduate attributes based on parent and staff feedback. In addition, opportunities to attend meetings in person as well as virtual will continue as parents state that virtual meetings are easier to attend.

The overall feedback is that Igo Ono is doing well and the community is satisfied with the implementation of the goals.

Goals and Actions

Goal

Goal #	Description
1	High academic achievement for all students while closing the achievement gap for our underperforming student groups.

An explanation of why the LEA has developed this goal.

To promote equity and access for all students while working to eliminate some predictability of achievement based on any demographic category.

Measuring and Reporting Results

Metric	Baseline	Year 1 Outcome	Year 2 Outcome	Year 3 Outcome	Desired Outcome for 2023–24
English Learner Reclassification rate	N/A	N/A	N/A		
Teachers reporting they are prepared to teach how English Learner's will access the Common Core State Standards and English Language Development standards	100% of teachers feel prepared to teach EL's how to access the CCSS and the ELD standards	100% state prepared	50% of 2 respondents feel prepared to teach how English Learner's will access the Common Core State Standards and English Language Development standards		100%
Percentage of English Learner's making progress toward English proficiency through the ELPAC	N/A	N/A	N/A		
CAASPP Science Achievement Growth	TBD	N/A for 20/21	N/A- data is suppressed because		TBD

Metric	Baseline	Year 1 Outcome	Year 2 Outcome	Year 3 Outcome	Desired Outcome for 2023–24
			fewer than 11 students tested		
CAASPP ELA Achievement Growth	39.4 points below standard	N/A for 20/21	40.9 points below standard		30.4 points below standard
CAASPP Math Achievement Growth	61.3 points below standard	N/A for 20/21	61.4 points below standard		52.3 points below standard
Annual Board Resolution on California state standards aligned textbook sufficiency and that every student has sufficient access	100%	100%	100%		100%
Teachers reporting they are prepared to teach the California Common Core State Standards (CCCSS).	50% of teachers feel prepared while 50% of teachers are neutral	100% state prepared	0 respondents		100%
Master schedule- all pupils have access to all courses as evidenced by school schedule	100%	100%	100%		100%
3rd - 8th Grade Star Reading	43.05% proficient	25%	30% of students are proficient		58.05%
3rd - 8th Grade Star Math Assessment	54% proficient	54% of students are proficient	78% of students are proficient		69%

Actions

Action #	Title	Description	Total Funds	Contributing
1.1	Develop and implement Staff Development Days for Teachers	Conduct professional development and teacher collaboration to increase preparedness in implementing the California Common Core State Standards, English Language Development Standards, and inclusive strategies to increase outcomes for Special Education students. Continue to train teachers on devices, software and engagement strategies. Provide strategies that directly impact Low-Income, English Learners, and Foster Youth. Develop and implement 2 staff Development Days for Teachers.	\$2,726.00	Yes
1.2	Staff Development	High quality staff development around the Common Core State Standards and the 8 Key Practices (Evidence-Based Content Instruction; Culturally and Linguistically Responsive Pedagogy; Collaboration; Positive Behavior Strategies; Flexible Grouping; Explicit, Targeted Instruction; Universal Design for Learning; Strategy Instruction to increase achievement for all.	\$1,315.00	No
1.3	Increased Intervention	Provide intervention and tutoring opportunities through attendance of the After School program. This action is principally directed towards Low Income, English Learners, and Foster Youth students.	\$4,928.00	No
1.4	Partnership ESL Coordinator and Support Team	Partnership will provide ESL Coordinator & Support Team for English Learners & Redesignated fluent English proficient.	\$750.00	No
1.5	NGSS Materials	Adopt materials aligned to State approved Next Generation Science Standards (NGSS) framework.	\$1,442.00	No
1.6	Learning Software	Provide access to enhanced learning software (Lexia, Power Up, Prodigy) to principally benefit Low Income, Foster Youth, and English Learners.	\$2,883.00	Yes

Action #	Title	Description	Total Funds	Contributing
1.7	Math Adoption Cycle - Postponed	2021 - Review framework with adopted materials; 2022 - pilot math materials; 2023 - adopt math materials	\$0.00	No
1.8	Aid Support for Student Intervention	Aid support to principally support Low Income, English Learners, and Foster Youth.	\$82,053.00	Yes
1.9	No Excuses University	The staff will work on the full implementation of the Six Exceptional Systems of No Excuses University: Culture of universal achievement, collaboration, standards alignment, assessments, data management, and intervention.	\$0.00	No

Goal Analysis [2022-23]

An analysis of how this goal was carried out in the previous year.

A description of any substantive differences in planned actions and actual implementation of these actions.

All actions have been carried out.

An explanation of material differences between Budgeted Expenditures and Estimated Actual Expenditures and/or Planned Percentages of Improved Services and Estimated Actual Percentages of Improved Services.

There are no material differences between Budgeted Expenditures and Estimated Actual Expenditures.

An explanation of how effective the specific actions were in making progress toward the goal.

Action 1.1 and 1.2 support the maintenance of student learning.

A description of any changes made to the planned goal, metrics, desired outcomes, or actions for the coming year that resulted from reflections on prior practice.

Action 1.9 was added to further increase student outcomes by implementing the Six Exceptional Systems of No Excuses University.

A report of the Total Estimated Actual Expenditures for last year's actions may be found in the Annual Update Table. A report of the Estimated Actual Percentages of Improved Services for last year's actions may be found in the Contributing Actions Annual Update Table.

Goals and Actions

Goal

Goal #	Description
2	Provide access to a broad and challenging curriculum to leverage the Portrait of a Graduate competencies (Adaptability, Communication, Critical Thinking, Empathy, Perseverance, Responsibility) to prepare students for college, the workplace, and the transition to adulthood.

An explanation of why the LEA has developed this goal.

Continue to expose and prepare our students for evolving future opportunities that require unique skills and raise the importance of our six learning dispositions so students can navigate complex life environments.

Measuring and Reporting Results

Metric	Baseline	Year 1 Outcome	Year 2 Outcome	Year 3 Outcome	Desired Outcome for 2023–24
Connectedness Survey for 4th-8th	79% of students feel connected.	N/A due to 10 respondents	TBA in Fall of 2023		100%

Actions

Action #	Title	Description	Total Funds	Contributing
2.1	Maintaining a broad course of study	The principal will verify and maintain a broad course of study for all students as defined in California Education Codes 51210 (K-6) and 51220 (7-8) as evidenced by school schedules to be reviewed by site administration.	\$0.00	No
2.2	Site Administrator Support of Portrait Competencies	Site administrator training, coaching, and supporting Portrait of a Graduate Competencies (Adaptability, Communication, Critical Thinking, Empathy, Perseverance, Responsibility) to prepare students for college, the workplace, and the transition to adulthood.	\$7,346.00	No

Action #	Title	Description	Total Funds	Contributing
2.3	"Wes Camp" like activities	Support participation in "WES Camp - Like" activities that are aligned to NGSS. This action is principally directed towards, and effective in, meeting the Districts goals for its unduplicated pupils (Low Income, English Learners, and Foster Youth).	\$1,684.00	Yes
2.4	Technology	Maintain a supportive infrastructure for multiple uses.	\$3,000.00	No

Goal Analysis [2022-23]

An analysis of how this goal was carried out in the previous year.

A description of any substantive differences in planned actions and actual implementation of these actions.

All actions have been carried out.

An explanation of material differences between Budgeted Expenditures and Estimated Actual Expenditures and/or Planned Percentages of Improved Services and Estimated Actual Percentages of Improved Services.

There are no material differences between Budgeted Expenditures and Estimated Actual Expenditures.

An explanation of how effective the specific actions were in making progress toward the goal.

Action 2.3 supports the engagement for student learning.

A description of any changes made to the planned goal, metrics, desired outcomes, or actions for the coming year that resulted from reflections on prior practice.

No new action was added.

A report of the Total Estimated Actual Expenditures for last year's actions may be found in the Annual Update Table. A report of the Estimated Actual Percentages of Improved Services for last year's actions may be found in the Contributing Actions Annual Update Table.

Goals and Actions

Goal

Goal #	Description
3	Provide clean, safe, functional, and well-maintained facilities with positive learning climates that challenge bias, support social, emotional, and physical needs of students.

An explanation of why the LEA has developed this goal.

To build greater joy and a sense of belonging within all stakeholders while at our schools.

Measuring and Reporting Results

Metric	Baseline	Year 1 Outcome	Year 2 Outcome	Year 3 Outcome	Desired Outcome for 2023–24
Suspension rate	0%	0% in 2021 as reported in Dataquest	0%		0%
Safety Survey for 4th-8th	93% of students report feeling safe	N/A due to 10 respondents	TBA in Fall of 2023		100%
Teachers: Fully credentialed and appropriately assigned	100%	100%	100%		100%
Monthly facilities and safety inspection report	100%	100%	100%		100%
Williams Report of facilities complaints	0%	0%	0%		0%
Parent Survey of Facilities: Clean, safe, and functional	100% of respondents are very satisfied with the maintenance of the facilities.	75% of 4 parent respondents are very satisfied or satisfied (31 emailed)	66.7% of 3 parent respondents are very satisfied or satisfied		100%

Metric	Baseline	Year 1 Outcome	Year 2 Outcome	Year 3 Outcome	Desired Outcome for 2023–24
Staff Survey of Facilities: Clean, safe, and functional	100% of staff are very satisfied/ satisfied with the maintenance of the facilities	56% of 9 staff respondents state they are very satisfied or satisfied	56% of 9 staff respondents state they are very satisfied or satisfied		100%
Teacher Survey, Teachers stating they are prepared to use appropriate accommodations, supports, and instructional strategies to support Students with Disabilities	100% of teachers are prepared to use appropriate accommodations, supports, and instructional strategies	100% state prepared	100% of two respondents state they are prepared to use appropriate accommodations, supports, and instructional strategies to support Students with Disabilities		100%
Teacher Survey, Teachers reporting percentage of classrooms using strategies from Capturing Kids Hearts	100% of teachers implement Capturing Kids Hearts	100% implementing	100% of two respondents report using strategies from Capturing Kids Hearts		100%
Expulsion rate	0%	0%	0%		0%

Actions

Action #	Title	Description	Total Funds	Contributing
3.1	Monthly site inspections	District will perform monthly site inspections to review site condition as defined in Education Code.	\$500.00	No
3.2	Maintain annual maintenance account	An appropriate plan will be developed and implemented to address maintenance needs. Maintain annual maintenance account.	\$500.00	No

Action #	Title	Description	Total Funds	Contributing
3.3	Counseling Services	Provide some counseling time with Partnership staff that is principally directed toward Low Income, English Learners, Foster Youth, students with exceptional needs and their families to support Social, and Emotional needs.	\$30,511.00	Yes
3.4	Capturing Kids Hearts	Provide workshops for any untrained site administrators and teachers in Capturing Kids Hearts, a training provided by the Flippen Group, as well as other District-Wide trauma-informed support program.	\$2,000.00	Yes
3.5	SEL Curriculum, Materials and Supports	Provide Social/Emotional materials and curriculum.	\$250.00	Yes

Goal Analysis [2022-23]

An analysis of how this goal was carried out in the previous year.

A description of any substantive differences in planned actions and actual implementation of these actions.

All actions have been carried out.

An explanation of material differences between Budgeted Expenditures and Estimated Actual Expenditures and/or Planned Percentages of Improved Services and Estimated Actual Percentages of Improved Services.

There are no material differences between Budgeted Expenditures and Estimated Actual Expenditures.

An explanation of how effective the specific actions were in making progress toward the goal.

Action 3.3, 3.4, and 3.5 support the 0% suspension and expulsion rate.

A description of any changes made to the planned goal, metrics, desired outcomes, or actions for the coming year that resulted from reflections on prior practice.

No new action was added.

A report of the Total Estimated Actual Expenditures for last year's actions may be found in the Annual Update Table. A report of the Estimated Actual Percentages of Improved Services for last year's actions may be found in the Contributing Actions Annual Update Table.

Goals and Actions

Goal

Goal #	Description
4	Increase engagement and collaboration among students, parents, staff, and other community partners.

An explanation of why the LEA has developed this goal.

To engage, empower, and connect all stakeholder groups in order to increase student performance academically, socially, and emotionally.

Measuring and Reporting Results

Metric	Baseline	Year 1 Outcome	Year 2 Outcome	Year 3 Outcome	Desired Outcome for 2023–24
Chronic Absenteeism Rate	18% in 2021 as locally monitored	14.3% in 2021 as reported in Dataquest	16.7% in 2022 as reported in Dataquest		16.5%
Parent Survey participation rate	4 participants	4 participants	3 participants		16 participants
School Site Council participation	a minimum of 5 meetings a year	maintained 5 meetings	maintained 5 meetings		5 meetings a year
Parent Advisory Council participation	1 participant	1 participant	1 participant		1 participant
Middle school drop out rate	0%	0%	0%		0%
Average Daily Attendance	93.82%	94.89%	94.20%		95%

Actions

Action #	Title	Description	Total Funds	Contributing
4.1	Access to tools to increase parent engagement	Provide access to tools that increase parent engagement, student learning, and student efficiency. (Software, Web-based products, Devices, Digital Textbooks).	\$500.00	No
4.2	Implementing effective school and district-level committees	The District will provide tools, resources, and training needed to establish and implement effective school and District-level committees, including School Site Councils (SSC), Site Leadership Teams (SLT), English Learner Advisory Committees (DELAC), and the District Advisory Council for Compensatory Education (DAC) in order to attract parents especially for unduplicated groups.	\$500.00	No
4.3	Parent Attendance Letters	Parents will receive more frequent notification by mail if a student is in danger of becoming chronically absent.	\$0.00	No

Goal Analysis [2022-23]

An analysis of how this goal was carried out in the previous year.

A description of any substantive differences in planned actions and actual implementation of these actions.

All actions have been carried out.

An explanation of material differences between Budgeted Expenditures and Estimated Actual Expenditures and/or Planned Percentages of Improved Services and Estimated Actual Percentages of Improved Services.

There are no material differences between Budgeted Expenditures and Estimated Actual Expenditures.

An explanation of how effective the specific actions were in making progress toward the goal.

Action 4.1 supports the decrease of Chronic Absenteeism.

A description of any changes made to the planned goal, metrics, desired outcomes, or actions for the coming year that resulted from reflections on prior practice.

Action 4.3 was added to support the decrease of Chronic Absenteeism.

A report of the Total Estimated Actual Expenditures for last year's actions may be found in the Annual Update Table. A report of the Estimated Actual Percentages of Improved Services for last year's actions may be found in the Contributing Actions Annual Update Table.

Increased or Improved Services for Foster Youth, English Learners, and Low-Income Students [2023-24]

Projected LCFF Supplemental and/or Concentration Grants	Projected Additional LCFF Concentration Grant (15 percent)
\$117,815	\$14,605

Required Percentage to Increase or Improve Services for the LCAP Year

Projected Percentage to Increase or Improve Services for the Coming School Year	LCFF Carryover — Percentage	LCFF Carryover — Dollar	Total Percentage to Increase or Improve Services for the Coming School Year
18.25%	0.00%	\$0.00	18.25%

The Budgeted Expenditures for Actions identified as Contributing may be found in the Contributing Actions Table.

Required Descriptions

For each action being provided to an entire school, or across the entire school district or county office of education (COE), an explanation of (1) how the needs of foster youth, English learners, and low-income students were considered first, and (2) how these actions are effective in meeting the goals for these students.

<p>Goal 1: Action 1 - \$2,726 Conduct professional development and teacher collaboration to increase preparedness in implementing the California Common Core State Standards, English Language Development Standards, and inclusive strategies to increase outcomes for Special Education students. Continue to train teachers on devices, software and engagement strategies. Provide strategies that directly impact Low-Income, English Learners, and Foster Youth. Develop and implement 2 staff Development Days for Teachers.</p> <p>This action is effective as it allows for increased strategic teaching that addresses specific needs of students from the above mentioned groups and supports the academic and social/emotional needs of those students.</p> <p>Goal 1: Action 6 - \$2,883 Provide access to enhanced learning software (Lexia, Power Up, Prodigy) to principally benefit Low Income, Foster Youth, and English Learners.</p>
--

This action is effective as it helps provide increased instructional opportunities for students who need it the most.

Goal 1: Action 8 - \$82,053

Aid support principally supports Low Income, English Learners, and Foster Youth.

This action is effective as it helps provide increased instructional opportunities for students who need it the most.

Goal 2: Action 3 - \$1,684

Support participation in "WES Camp - Like" activities that are aligned to NGSS. This action is principally directed towards, and effective in, meeting the Districts goals for its unduplicated pupils (Low Income, English Learners, and Foster Youth).

This action is effective as it provides targeted support to all students in the areas of social/emotional, academics, and Portrait skills.

Goal 3: Action 3 - \$32,761

Provide some counseling time with Partnership staff that is principally directed toward Low Income, English Learners, and Foster Youth students to support Social, and Emotional needs.

This action is effective as it connects students with social/emotional supports so they can engage in their learning.

Goal 3: Action 4 - \$2,000

Provide workshops for any untrained site administrators and teachers in Capturing Kids Hearts, training provided by the Flippen Group, as well as other District-Wide trauma-informed support programs.

This action is effective as it supports consistent tier-one strategies that build positive relationships that impact achievement and Social-Emotional Learning (SEL) outcomes.

Goal 3: Action 5 - \$250

Provide Social/Emotional materials and curriculum.

This action is effective as it supports SEL which is a critical component of academic achievement.

A description of how services for foster youth, English learners, and low-income students are being increased or improved by the percentage required.

The District's LCAP recognizes the needs of at-risk students that make up approximately 85.56% of the student population. The school has committed the funds to support teaching and learning across the district with specific attention to Low Income Youth, and Foster Youth and English Learners. The District has determined that expanding funds in a district-wide manner is the most effective way to meet the District's goal for unduplicated pupils in the State and local priority areas. Although available to all students, it is the District's experience that those who are most at risk are more likely to benefit and our targeted efforts are primarily directed to these student groups.

Actions and services within Goal 1 are aimed at increasing the instructional capacity of staff. This goal also includes increased intervention services through our Resource Teacher. An ESL coordinator and support team for English Learners is key for access to learning for our English Learners.

The actions and services in Goal 2 are focused on access to an engaging, interactive, and fun learning environment with content that is principally directed to provide access to students who may not otherwise have such opportunities. Portrait Competency development will benefit all students but will principally provide an opportunity to our unduplicated students who otherwise wouldn't have access. Research shows that students thrive when they have interest or purpose, capacity to practice and hope. These actions give students a purpose to set future goals, as well as support services to guide students' hope in achieving those goals.

Goal 3 is aligned to removing barriers be it physical or socially/emotionally. Providing counseling services allows for a specific Social Emotional Learning (SEL) plan to be implemented that primarily benefits our Foster Youth, Low Income, and English Learners.

Actions and services within Goal 4 are aimed at helping our families gain access to all school opportunities.

The district plans to spend \$122,107 to provide the services described above. All services are planned to be implemented district-wide. While all students will benefit, the strategies were developed to principally focus on providing improved services for the unduplicated students. When compared to the LCFF base, these planned expenditures will meet the MPP noted.

A description of the plan for how the additional concentration grant add-on funding identified above will be used to increase the number of staff providing direct services to students at schools that have a high concentration (above 55 percent) of foster youth, English learners, and low-income students, as applicable.

This additional funding was used to add extra duty opportunities (tutoring, homework help, etc.) for existing staff (credentialed and classified) members to support the needs of students.

Staff-to-student ratios by type of school and concentration of unduplicated students	Schools with a student concentration of 55 percent or less	Schools with a student concentration of greater than 55 percent
Staff-to-student ratio of classified staff providing direct services to students	n/a	5 to 1
Staff-to-student ratio of certificated staff providing direct services to students	n/a	15 to 1

2023-24 Total Expenditures Table

Totals	LCFF Funds	Other State Funds	Local Funds	Federal Funds	Total Funds	Total Personnel	Total Non-personnel
Totals	\$133,018.00	\$4,442.00		\$5,428.00	\$142,888.00	\$120,516.00	\$22,372.00

Goal	Action #	Action Title	Student Group(s)	LCFF Funds	Other State Funds	Local Funds	Federal Funds	Total Funds
1	1.1	Develop and implement Staff Development Days for Teachers	English Learners Foster Youth Low Income	\$2,726.00				\$2,726.00
1	1.2	Staff Development	All	\$1,315.00				\$1,315.00
1	1.3	Increased Intervention	All				\$4,928.00	\$4,928.00
1	1.4	Partnership ESL Coordinator and Support Team	All	\$750.00				\$750.00
1	1.5	NGSS Materials	All		\$1,442.00			\$1,442.00
1	1.6	Learning Software	English Learners Foster Youth Low Income	\$2,883.00				\$2,883.00
1	1.7	Math Adoption Cycle - Postponed	All		\$0.00			\$0.00
1	1.8	Aid Support for Student Intervention	English Learners Foster Youth Low Income	\$82,053.00				\$82,053.00
1	1.9	No Excuses University	All	\$0.00				\$0.00
2	2.1	Maintaining a broad course of study	All	\$0.00				\$0.00
2	2.2	Site Administrator Support of Portrait Competencies	All	\$7,346.00				\$7,346.00
2	2.3	"Wes Camp" like activities	English Learners Foster Youth	\$1,684.00				\$1,684.00

Goal	Action #	Action Title	Student Group(s)	LCFF Funds	Other State Funds	Local Funds	Federal Funds	Total Funds
			Low Income					
2	2.4	Technology	All		\$3,000.00			\$3,000.00
3	3.1	Monthly site inspections	All	\$500.00				\$500.00
3	3.2	Maintain annual maintenance account	All	\$500.00				\$500.00
3	3.3	Counseling Services	English Learners Foster Youth Low Income	\$30,511.00				\$30,511.00
3	3.4	Capturing Kids Hearts	English Learners Foster Youth Low Income	\$2,000.00				\$2,000.00
3	3.5	SEL Curriculum, Materials and Supports	English Learners Foster Youth Low Income	\$250.00				\$250.00
4	4.1	Access to tools to increase parent engagement	All				\$500.00	\$500.00
4	4.2	Implementing effective school and district-level committees	All	\$500.00				\$500.00
4	4.3	Parent Attendance Letters	All	\$0.00				\$0.00

2023-24 Contributing Actions Table

1. Projected LCFF Base Grant	2. Projected LCFF Supplemental and/or Concentration Grants	3. Projected Percentage to Increase or Improve Services for the Coming School Year (2 divided by 1)	LCFF Carryover — Percentage (Percentage from Prior Year)	Total Percentage to Increase or Improve Services for the Coming School Year (3 + Carryover %)	4. Total Planned Contributing Expenditures (LCFF Funds)	5. Total Planned Percentage of Improved Services (%)	Planned Percentage to Increase or Improve Services for the Coming School Year (4 divided by 1, plus 5)	Totals by Type	Total LCFF Funds
\$645,489	\$117,815	18.25%	0.00%	18.25%	\$122,107.00	0.00%	18.92 %	Total:	\$122,107.00
								LEA-wide Total:	\$122,107.00
								Limited Total:	\$0.00
								Schoolwide Total:	\$0.00

Goal	Action #	Action Title	Contributing to Increased or Improved Services?	Scope	Unduplicated Student Group(s)	Location	Planned Expenditures for Contributing Actions (LCFF Funds)	Planned Percentage of Improved Services (%)
1	1.1	Develop and implement Staff Development Days for Teachers	Yes	LEA-wide	English Learners Foster Youth Low Income	All Schools	\$2,726.00	
1	1.6	Learning Software	Yes	LEA-wide	English Learners Foster Youth Low Income	All Schools	\$2,883.00	
1	1.8	Aid Support for Student Intervention	Yes	LEA-wide	English Learners Foster Youth Low Income	All Schools	\$82,053.00	
2	2.3	"Wes Camp" like activities	Yes	LEA-wide	English Learners Foster Youth Low Income	All Schools	\$1,684.00	
3	3.3	Counseling Services	Yes	LEA-wide	English Learners Foster Youth Low Income	All Schools	\$30,511.00	
3	3.4	Capturing Kids Hearts	Yes	LEA-wide	English Learners Foster Youth Low Income	All Schools	\$2,000.00	

Goal	Action #	Action Title	Contributing to Increased or Improved Services?	Scope	Unduplicated Student Group(s)	Location	Planned Expenditures for Contributing Actions (LCFF Funds)	Planned Percentage of Improved Services (%)
3	3.5	SEL Curriculum, Materials and Supports	Yes	LEA-wide	English Learners Foster Youth Low Income	All Schools	\$250.00	

2022-23 Annual Update Table

Totals	Last Year's Total Planned Expenditures (Total Funds)	Total Estimated Expenditures (Total Funds)
Totals	\$125,971.00	\$130,758.00

Last Year's Goal #	Last Year's Action #	Prior Action/Service Title	Contributed to Increased or Improved Services?	Last Year's Planned Expenditures (Total Funds)	Estimated Actual Expenditures (Input Total Funds)
1	1.1	Develop and implement staff Development Days for Teachers	Yes	\$1,748.00	\$2,178
1	1.2	Staff Development	No	\$2,292.00	\$2,262
1	1.3	Increased Intervention	Yes	\$3,281.00	\$7,247
1	1.4	Partnership ESL Coordinator and Support Team	No	\$500.00	\$750
1	1.5	NGSS Materials	No	\$1,099.00	\$1,938
1	1.6	Learning Software	Yes	\$4,235.00	\$4,494
1	1.7	Math Adoption Cycle - Postponed	No	\$0.00	\$0.00
1	1.8	Aid Support for Student Intervention	Yes	\$60,514.00	\$65,913
2	2.1	Maintaining a broad course of study	No	\$0.00	\$0.00
2	2.2	Site Administrator Support of Portrait Competencies	No	\$6,440.00	\$6,996

Last Year's Goal #	Last Year's Action #	Prior Action/Service Title	Contributed to Increased or Improved Services?	Last Year's Planned Expenditures (Total Funds)	Estimated Actual Expenditures (Input Total Funds)
2	2.3	"Wes Camp" like activities	Yes	\$2,000.00	\$2,000
2	2.4	Technology	No	\$17,530.00	\$9,423
3	3.1	Monthly site inspections	No	\$500.00	\$500
3	3.2	Maintain annual maintenance account	No	\$0.00	\$0.00
3	3.3	Counseling Services	Yes	\$21,332.00	\$19,479
3	3.4	Capturing Kids Hearts	Yes	\$1,500.00	\$2,000
3	3.5	SEL Curriculum, Materials and Supports	Yes	\$2,000.00	\$0.00
4	4.1	Access to tools to increase parent engagement	No	\$500.00	\$5,078
4	4.2	Implementing effective school and district-level committees	No	\$500.00	\$500

2022-23 Contributing Actions Annual Update Table

6. Estimated LCFF Supplemental and/or Concentration Grants (Input Dollar Amount)	4. Total Planned Contributing Expenditures (LCFF Funds)	7. Total Estimated Expenditures for Contributing Actions (LCFF Funds)	Difference Between Planned and Estimated Expenditures for Contributing Actions (Subtract 7 from 4)	5. Total Planned Percentage of Improved Services (%)	8. Total Estimated Percentage of Improved Services (%)	Difference Between Planned and Estimated Percentage of Improved Services (Subtract 5 from 8)
\$108,383	\$96,610.00	\$114,045.00	(\$17,435.00)	0.00%	0.00%	0.00%

Last Year's Goal #	Last Year's Action #	Prior Action/Service Title	Contributing to Increased or Improved Services?	Last Year's Planned Expenditures for Contributing Actions (LCFF Funds)	Estimated Actual Expenditures for Contributing Actions (Input LCFF Funds)	Planned Percentage of Improved Services	Estimated Actual Percentage of Improved Services (Input Percentage)
1	1.1	Develop and implement staff Development Days for Teachers	Yes	\$1,748.00	7,561		
1	1.3	Increased Intervention	Yes	\$3,281.00	15,813		
1	1.6	Learning Software	Yes	\$4,235.00	1,279		
1	1.8	Aid Support for Student Intervention	Yes	\$60,514.00	65,913		
2	2.3	"Wes Camp" like activities	Yes	\$2,000.00	2,000		
3	3.3	Counseling Services	Yes	\$21,332.00	19,479		
3	3.4	Capturing Kids Hearts	Yes	\$1,500.00	2,000		
3	3.5	SEL Curriculum, Materials and Supports	Yes	\$2,000.00	0		

2022-23 LCFF Carryover Table

9. Estimated Actual LCFF Base Grant (Input Dollar Amount)	6. Estimated Actual LCFF Supplemental and/or Concentration Grants	LCFF Carryover — Percentage (Percentage from Prior Year)	10. Total Percentage to Increase or Improve Services for the Current School Year (6 divided by 9 + Carryover %)	7. Total Estimated Actual Expenditures for Contributing Actions (LCFF Funds)	8. Total Estimated Actual Percentage of Improved Services (%)	11. Estimated Actual Percentage of Increased or Improved Services (7 divided by 9, plus 8)	12. LCFF Carryover — Dollar Amount (Subtract 11 from 10 and multiply by 9)	13. LCFF Carryover — Percentage (12 divided by 9)
\$604,329	\$108,383	0.00%	17.93%	\$114,045.00	0.00%	18.87%	\$0.00	0.00%

Instructions

[Plan Summary](#)

[Engaging Educational Partners](#)

[Goals and Actions](#)

[Increased or Improved Services for Foster Youth, English Learners, and Low-Income Students](#)

For additional questions or technical assistance related to the completion of the Local Control and Accountability Plan (LCAP) template, please contact the local county office of education (COE), or the California Department of Education's (CDE's) Local Agency Systems Support Office, by phone at 916-319-0809 or by email at lcff@cde.ca.gov.

Introduction and Instructions

The Local Control Funding Formula (LCFF) requires local educational agencies (LEAs) to engage their local educational partners in an annual planning process to evaluate their progress within eight state priority areas encompassing all statutory metrics (COEs have 10 state priorities). LEAs document the results of this planning process in the LCAP using the template adopted by the State Board of Education.

The LCAP development process serves three distinct, but related functions:

- **Comprehensive Strategic Planning:** The process of developing and annually updating the LCAP supports comprehensive strategic planning (California *Education Code* [EC] Section 52064[e][1]). Strategic planning that is comprehensive connects budgetary decisions to teaching and learning performance data. LEAs should continually evaluate the hard choices they make about the use of limited resources to meet student and community needs to ensure opportunities and outcomes are improved for all students.
- **Meaningful Engagement of Educational Partners:** The LCAP development process should result in an LCAP that reflects decisions made through meaningful engagement (EC Section 52064[e][1]). Local educational partners possess valuable perspectives and insights about an LEA's programs and services. Effective strategic planning will incorporate these perspectives and insights in order to identify potential goals and actions to be included in the LCAP.
- **Accountability and Compliance:** The LCAP serves an important accountability function because aspects of the LCAP template require LEAs to show that they have complied with various requirements specified in the LCFF statutes and regulations, most notably:
 - Demonstrating that LEAs are increasing or improving services for foster youth, English learners, and low-income students in proportion to the amount of additional funding those students generate under LCFF (EC Section 52064[b][4-6]).
 - Establishing goals, supported by actions and related expenditures, that address the statutory priority areas and statutory metrics (EC sections 52064[b][1] and [2]).
 - Annually reviewing and updating the LCAP to reflect progress toward the goals (EC Section 52064[b][7]).

The LCAP template, like each LEA’s final adopted LCAP, is a document, not a process. LEAs must use the template to memorialize the outcome of their LCAP development process, which should: (a) reflect comprehensive strategic planning (b) through meaningful engagement with educational partners that (c) meets legal requirements, as reflected in the final adopted LCAP. The sections included within the LCAP template do not and cannot reflect the full development process, just as the LCAP template itself is not intended as a tool for engaging educational partners.

If a county superintendent of schools has jurisdiction over a single school district, the county board of education and the governing board of the school district may adopt and file for review and approval a single LCAP consistent with the requirements in *EC* sections 52060, 52062, 52066, 52068, and 52070. The LCAP must clearly articulate to which entity’s budget (school district or county superintendent of schools) all budgeted and actual expenditures are aligned.

The revised LCAP template for the 2021–22, 2022–23, and 2023–24 school years reflects statutory changes made through Assembly Bill 1840 (Committee on Budget), Chapter 243, Statutes of 2018. These statutory changes enhance transparency regarding expenditures on actions included in the LCAP, including actions that contribute to meeting the requirement to increase or improve services for foster youth, English learners, and low-income students, and to streamline the information presented within the LCAP to make adopted LCAPs more accessible for educational partners and the public.

At its most basic, the adopted LCAP should attempt to distill not just what the LEA is doing for students in transitional kindergarten through grade twelve (TK–12), but also allow educational partners to understand why, and whether those strategies are leading to improved opportunities and outcomes for students. LEAs are strongly encouraged to use language and a level of detail in their adopted LCAPs intended to be meaningful and accessible for the LEA’s diverse educational partners and the broader public.

In developing and finalizing the LCAP for adoption, LEAs are encouraged to keep the following overarching frame at the forefront of the strategic planning and educational partner engagement functions:

Given present performance across the state priorities and on indicators in the California School Dashboard (Dashboard), how is the LEA using its budgetary resources to respond to TK–12 student and community needs, and address any performance gaps, including by meeting its obligation to increase or improve services for foster youth, English learners, and low-income students?

LEAs are encouraged to focus on a set of metrics and actions that the LEA believes, based on input gathered from educational partners, research, and experience, will have the biggest impact on behalf of its TK–12 students.

These instructions address the requirements for each section of the LCAP, but may include information about effective practices when developing the LCAP and completing the LCAP itself. Additionally, information is included at the beginning of each section emphasizing the purpose that each section serves.

Plan Summary

Purpose

A well-developed Plan Summary section provides a meaningful context for the LCAP. This section provides information about an LEA's community as well as relevant information about student needs and performance. In order to provide a meaningful context for the rest of the LCAP, the content of this section should be clearly and meaningfully related to the content included in the subsequent sections of the LCAP.

Requirements and Instructions

General Information – Briefly describe the LEA, its schools, and its students in grades TK–12, as applicable to the LEA. For example, information about an LEA in terms of geography, enrollment, or employment, the number and size of specific schools, recent community challenges, and other such information as an LEA wishes to include can enable a reader to more fully understand an LEA's LCAP.

Reflections: Successes – Based on a review of performance on the state indicators and local performance indicators included in the Dashboard, progress toward LCAP goals, local self-assessment tools, input from educational partners, and any other information, what progress is the LEA most proud of and how does the LEA plan to maintain or build upon that success? This may include identifying specific examples of how past increases or improvements in services for foster youth, English learners, and low-income students have led to improved performance for these students.

Reflections: Identified Need – Referring to the Dashboard, identify: (a) any state indicator for which overall performance was in the “Red” or “Orange” performance category or any local indicator where the LEA received a “Not Met” or “Not Met for Two or More Years” rating AND (b) any state indicator for which performance for any student group was two or more performance levels below the “all student” performance. What steps is the LEA planning to take to address these areas of low performance and performance gaps? An LEA that is required to include a goal to address one or more consistently low-performing student groups or low-performing schools must identify that it is required to include this goal and must also identify the applicable student group(s) and/or school(s). Other needs may be identified using locally collected data including data collected to inform the self-reflection tools and reporting local indicators on the Dashboard.

LCAP Highlights – Identify and briefly summarize the key features of this year's LCAP.

Comprehensive Support and Improvement – An LEA with a school or schools identified for comprehensive support and improvement (CSI) under the Every Student Succeeds Act must respond to the following prompts:

- **Schools Identified:** Identify the schools within the LEA that have been identified for CSI.
- **Support for Identified Schools:** Describe how the LEA has or will support the identified schools in developing CSI plans that included a school-level needs assessment, evidence-based interventions, and the identification of any resource inequities to be addressed through the implementation of the CSI plan.
- **Monitoring and Evaluating Effectiveness:** Describe how the LEA will monitor and evaluate the implementation and effectiveness of the CSI plan to support student and school improvement.

Engaging Educational Partners

Purpose

Significant and purposeful engagement of parents, students, educators, and other educational partners, including those representing the student groups identified by LCFF, is critical to the development of the LCAP and the budget process. Consistent with statute, such engagement should support comprehensive strategic planning, accountability, and improvement across the state priorities and locally identified priorities (*EC Section 52064[e][1]*). Engagement of educational partners is an ongoing, annual process.

This section is designed to reflect how the engagement of educational partners influenced the decisions reflected in the adopted LCAP. The goal is to allow educational partners that participated in the LCAP development process and the broader public understand how the LEA engaged educational partners and the impact of that engagement. LEAs are encouraged to keep this goal in the forefront when completing this section.

Statute and regulations specify the educational partners that school districts and COEs must consult when developing the LCAP: teachers, principals, administrators, other school personnel, local bargaining units of the LEA, parents, and students. Before adopting the LCAP, school districts and COEs must share it with the Parent Advisory Committee and, if applicable, to its English Learner Parent Advisory Committee. The superintendent is required by statute to respond in writing to the comments received from these committees. School districts and COEs must also consult with the special education local plan area administrator(s) when developing the LCAP.

Statute requires charter schools to consult with teachers, principals, administrators, other school personnel, parents, and students in developing the LCAP. The LCAP should also be shared with, and LEAs should request input from, schoolsite-level advisory groups, as applicable (e.g., schoolsite councils, English Learner Advisory Councils, student advisory groups, etc.), to facilitate alignment between schoolsite and district-level goals and actions.

Information and resources that support effective engagement, define student consultation, and provide the requirements for advisory group composition, can be found under Resources on the following web page of the CDE's website: <https://www.cde.ca.gov/re/lc/>.

Requirements and Instructions

Below is an excerpt from the 2018–19 *Guide for Annual Audits of K–12 Local Education Agencies and State Compliance Reporting*, which is provided to highlight the legal requirements for engagement of educational partners in the LCAP development process:

Local Control and Accountability Plan:

For county offices of education and school districts only, verify the LEA:

- a) Presented the local control and accountability plan to the parent advisory committee in accordance with Education Code section 52062(a)(1) or 52068(a)(1), as appropriate.
- b) If applicable, presented the local control and accountability plan to the English learner parent advisory committee, in accordance with Education Code section 52062(a)(2) or 52068(a)(2), as appropriate.

- c) Notified members of the public of the opportunity to submit comments regarding specific actions and expenditures proposed to be included in the local control and accountability plan in accordance with Education Code section 52062(a)(3) or 52068(a)(3), as appropriate.
- d) Held at least one public hearing in accordance with Education Code section 52062(b)(1) or 52068(b)(1), as appropriate.
- e) Adopted the local control and accountability plan in a public meeting in accordance with Education Code section 52062(b)(2) or 52068(b)(2), as appropriate.

Prompt 1: “A summary of the process used to engage educational partners and how this engagement was considered before finalizing the LCAP.”

Describe the engagement process used by the LEA to involve educational partners in the development of the LCAP, including, at a minimum, describing how the LEA met its obligation to consult with all statutorily required educational partners as applicable to the type of LEA. A sufficient response to this prompt must include general information about the timeline of the process and meetings or other engagement strategies with educational partners. A response may also include information about an LEA’s philosophical approach to engaging its educational partners.

Prompt 2: “A summary of the feedback provided by specific educational partners.”

Describe and summarize the feedback provided by specific educational partners. A sufficient response to this prompt will indicate ideas, trends, or inputs that emerged from an analysis of the feedback received from educational partners.

Prompt 3: “A description of the aspects of the LCAP that were influenced by specific input from educational partners.”

A sufficient response to this prompt will provide educational partners and the public with clear, specific information about how the engagement process influenced the development of the LCAP. The response must describe aspects of the LCAP that were influenced by or developed in response to the educational partner feedback described in response to Prompt 2. This may include a description of how the LEA prioritized requests of educational partners within the context of the budgetary resources available or otherwise prioritized areas of focus within the LCAP. For the purposes of this prompt, “aspects” of an LCAP that may have been influenced by educational partner input can include, but are not necessarily limited to:

- Inclusion of a goal or decision to pursue a Focus Goal (as described below)
- Inclusion of metrics other than the statutorily required metrics
- Determination of the desired outcome on one or more metrics
- Inclusion of performance by one or more student groups in the Measuring and Reporting Results subsection
- Inclusion of action(s) or a group of actions
- Elimination of action(s) or group of actions
- Changes to the level of proposed expenditures for one or more actions

- Inclusion of action(s) as contributing to increased or improved services for unduplicated services
- Determination of effectiveness of the specific actions to achieve the goal
- Determination of material differences in expenditures
- Determination of changes made to a goal for the ensuing LCAP year based on the annual update process
- Determination of challenges or successes in the implementation of actions

Goals and Actions

Purpose

Well-developed goals will clearly communicate to educational partners what the LEA plans to accomplish, what the LEA plans to do in order to accomplish the goal, and how the LEA will know when it has accomplished the goal. A goal statement, associated metrics and expected outcomes, and the actions included in the goal should be in alignment. The explanation for why the LEA included a goal is an opportunity for LEAs to clearly communicate to educational partners and the public why, among the various strengths and areas for improvement highlighted by performance data and strategies and actions that could be pursued, the LEA decided to pursue this goal, and the related metrics, expected outcomes, actions, and expenditures.

A well-developed goal can be focused on the performance relative to a metric or metrics for all students, a specific student group(s), narrowing performance gaps, or implementing programs or strategies expected to impact outcomes. LEAs should assess the performance of their student groups when developing goals and the related actions to achieve such goals.

Requirements and Instructions

LEAs should prioritize the goals, specific actions, and related expenditures included within the LCAP within one or more state priorities. LEAs should consider performance on the state and local indicators, including their locally collected and reported data for the local indicators that are included in the Dashboard in determining whether and how to prioritize its goals within the LCAP.

In order to support prioritization of goals, the LCAP template provides LEAs with the option of developing three different kinds of goals:

- **Focus Goal:** A Focus Goal is relatively more concentrated in scope and may focus on a fewer number of metrics to measure improvement. A Focus Goal statement will be time bound and make clear how the goal is to be measured.
- **Broad Goal:** A Broad Goal is relatively less concentrated in its scope and may focus on improving performance across a wide range of metrics.
- **Maintenance of Progress Goal:** A Maintenance of Progress Goal includes actions that may be ongoing without significant changes and allows an LEA to track performance on any metrics not addressed in the other goals of the LCAP.

At a minimum, the LCAP must address all LCFF priorities and associated metrics.

Focus Goal(s)

Goal Description: The description provided for a Focus Goal must be specific, measurable, and time bound. An LEA develops a Focus Goal to address areas of need that may require or benefit from a more specific and data intensive approach. The Focus Goal can explicitly reference the metric(s) by which achievement of the goal will be measured and the time frame according to which the LEA expects to achieve the goal.

Explanation of why the LEA has developed this goal: Explain why the LEA has chosen to prioritize this goal. An explanation must be based on Dashboard data or other locally collected data. LEAs must describe how the LEA identified this goal for focused attention, including relevant consultation with educational partners. LEAs are encouraged to promote transparency and understanding around the decision to pursue a focus goal.

Broad Goal

Goal Description: Describe what the LEA plans to achieve through the actions included in the goal. The description of a broad goal will be clearly aligned with the expected measurable outcomes included for the goal. The goal description organizes the actions and expected outcomes in a cohesive and consistent manner. A goal description is specific enough to be measurable in either quantitative or qualitative terms. A broad goal is not as specific as a focus goal. While it is specific enough to be measurable, there are many different metrics for measuring progress toward the goal.

Explanation of why the LEA has developed this goal: Explain why the LEA developed this goal and how the actions and metrics grouped together will help achieve the goal.

Maintenance of Progress Goal

Goal Description: Describe how the LEA intends to maintain the progress made in the LCFF State Priorities not addressed by the other goals in the LCAP. Use this type of goal to address the state priorities and applicable metrics not addressed within the other goals in the LCAP. The state priorities and metrics to be addressed in this section are those for which the LEA, in consultation with educational partners, has determined to maintain actions and monitor progress while focusing implementation efforts on the actions covered by other goals in the LCAP.

Explanation of why the LEA has developed this goal: Explain how the actions will sustain the progress exemplified by the related metrics.

Required Goals

In general, LEAs have flexibility in determining what goals to include in the LCAP and what those goals will address; however, beginning with the development of the 2022–23 LCAP, LEAs that meet certain criteria are required to include a specific goal in their LCAP.

Consistently low-performing student group(s) criteria: An LEA is eligible for Differentiated Assistance for three or more consecutive years based on the performance of the same student group or groups in the Dashboard. A list of the LEAs required to include a goal in the LCAP based on student group performance, and the student group(s) that lead to identification, may be found on the CDE’s Local Control Funding Formula web page at <https://www.cde.ca.gov/fg/aa/lc/>.

- **Consistently low-performing student group(s) goal requirement:** An LEA meeting the consistently low-performing student group(s) criteria must include a goal in its LCAP focused on improving the performance of the student group or groups that led to the LEA’s eligibility for Differentiated

Assistance. This goal must include metrics, outcomes, actions, and expenditures specific to addressing the needs of, and improving outcomes for, this student group or groups. An LEA required to address multiple student groups is not required to have a goal to address each student group; however, each student group must be specifically addressed in the goal. This requirement may not be met by combining this required goal with another goal.

- **Goal Description:** Describe the outcomes the LEA plans to achieve to address the needs of, and improve outcomes for, the student group or groups that led to the LEA's eligibility for Differentiated Assistance.
- **Explanation of why the LEA has developed this goal:** Explain why the LEA is required to develop this goal, including identifying the student group(s) that lead to the LEA being required to develop this goal, how the actions and associated metrics included in this goal differ from previous efforts to improve outcomes for the student group(s), and why the LEA believes the actions, metrics, and expenditures included in this goal will help achieve the outcomes identified in the goal description.

Low-performing school(s) criteria: The following criteria only applies to a school district or COE with two or more schools; it does not apply to a single-school district. A school district or COE has one or more schools that, for two consecutive years, received the two lowest performance levels on all but one of the state indicators for which the school(s) receive performance levels in the Dashboard and the performance of the "All Students" student group for the LEA is at least one performance level higher in all of those indicators. A list of the LEAs required to include a goal in the LCAP based on school performance, and the school(s) that lead to identification, may be found on the CDE's Local Control Funding Formula web page at <https://www.cde.ca.gov/fg/aa/lc/>.

- **Low-performing school(s) goal requirement:** A school district or COE meeting the low-performing school(s) criteria must include a goal in its LCAP focusing on addressing the disparities in performance between the school(s) and the LEA as a whole. This goal must include metrics, outcomes, actions, and expenditures specific to addressing the needs of, and improving outcomes for, the students enrolled at the low-performing school or schools. An LEA required to address multiple schools is not required to have a goal to address each school; however, each school must be specifically addressed in the goal. This requirement may not be met by combining this goal with another goal.
- **Goal Description:** Describe what outcomes the LEA plans to achieve to address the disparities in performance between the students enrolled at the low-performing school(s) and the students enrolled at the LEA as a whole.
- **Explanation of why the LEA has developed this goal:** Explain why the LEA is required to develop this goal, including identifying the schools(s) that lead to the LEA being required to develop this goal; how the actions and associated metrics included in this goal differ from previous efforts to improve outcomes for the school(s); and why the LEA believes the actions, metrics, and expenditures included in this goal will help achieve the outcomes for students enrolled at the low-performing school or schools identified in the goal description.

Measuring and Reporting Results:

For each LCAP year, identify the metric(s) that the LEA will use to track progress toward the expected outcomes. LEAs are encouraged to identify metrics for specific student groups, as appropriate, including expected outcomes that would reflect narrowing of any existing performance gaps.

Include in the baseline column the most recent data associated with this metric available at the time of adoption of the LCAP for the first year of the three-year plan. LEAs may use data as reported on the 2019 Dashboard for the baseline of a metric only if that data represents the most recent available (e.g., high school graduation rate).

Using the most recent data available may involve reviewing data the LEA is preparing for submission to the California Longitudinal Pupil Achievement Data System (CALPADS) or data that the LEA has recently submitted to CALPADS. Because final 2020–21 outcomes on some metrics may not be computable at the time the 2021–24 LCAP is adopted (e.g., graduation rate, suspension rate), the most recent data available may include a point in time calculation taken each year on the same date for comparability purposes.

The baseline data shall remain unchanged throughout the three-year LCAP.

Complete the table as follows:

- **Metric:** Indicate how progress is being measured using a metric.
- **Baseline:** Enter the baseline when completing the LCAP for 2021–22. As described above, the baseline is the most recent data associated with a metric. Indicate the school year to which the data applies, consistent with the instructions above.
- **Year 1 Outcome:** When completing the LCAP for 2022–23, enter the most recent data available. Indicate the school year to which the data applies, consistent with the instructions above.
- **Year 2 Outcome:** When completing the LCAP for 2023–24, enter the most recent data available. Indicate the school year to which the data applies, consistent with the instructions above.
- **Year 3 Outcome:** When completing the LCAP for 2024–25, enter the most recent data available. Indicate the school year to which the data applies, consistent with the instructions above. The 2024–25 LCAP will be the first year in the next three-year cycle. Completing this column will be part of the Annual Update for that year.
- **Desired Outcome for 2023–24:** When completing the first year of the LCAP, enter the desired outcome for the relevant metric the LEA expects to achieve by the end of the 2023–24 LCAP year.

Timeline for completing the “**Measuring and Reporting Results**” part of the Goal.

Metric	Baseline	Year 1 Outcome	Year 2 Outcome	Year 3 Outcome	Desired Outcome for Year 3 (2023–24)
Enter information in this box when completing the LCAP for 2021–22 .	Enter information in this box when completing the LCAP for 2021–22 .	Enter information in this box when completing the LCAP for 2022–23 . Leave blank until then.	Enter information in this box when completing the LCAP for 2023–24 . Leave blank until then.	Enter information in this box when completing the LCAP for 2024–25 . Leave blank until then.	Enter information in this box when completing the LCAP for 2021–22 or when adding a new metric.

The metrics may be quantitative or qualitative; but at minimum, an LEA’s LCAP must include goals that are measured using all of the applicable metrics for the related state priorities, in each LCAP year as applicable to the type of LEA. To the extent a state priority does not specify one or more metrics (e.g., implementation of state academic content and performance standards), the LEA must identify a metric to use within the LCAP. For these state priorities, LEAs are encouraged to use metrics based on or reported through the relevant self-reflection tool for local indicators within the Dashboard.

Actions: Enter the action number. Provide a short title for the action. This title will also appear in the action tables. Provide a description of the action. Enter the total amount of expenditures associated with this action. Budgeted expenditures from specific fund sources will be provided in the summary tables. Indicate whether the action contributes to meeting the increase or improved services requirement as described in the Increased or Improved Services section using a “Y” for Yes or an “N” for No. (**Note:** for each such action offered on an LEA-wide or schoolwide basis, the LEA will need to provide additional information in the Increased or Improved Summary Section to address the requirements in *California Code of Regulations*, Title 5 [5 CCR] Section 15496(b) in the Increased or Improved Services Section of the LCAP).

Actions for English Learners: School districts, COEs, and charter schools that have a numerically significant English learner student subgroup must include specific actions in the LCAP related to, at a minimum, the language acquisition programs, as defined in *EC* Section 306, provided to students and professional development activities specific to English learners.

Actions for Foster Youth: School districts, COEs, and charter schools that have a numerically significant Foster Youth student subgroup are encouraged to include specific actions in the LCAP designed to meet needs specific to Foster Youth students.

Goal Analysis:

Enter the LCAP Year.

Using actual annual measurable outcome data, including data from the Dashboard, analyze whether the planned actions were effective in achieving the goal. Respond to the prompts as instructed.

- Describe the overall implementation of the actions to achieve the articulated goal. Include a discussion of relevant challenges and successes experienced with the implementation process. This must include any instance where the LEA did not implement a planned action or implemented a planned action in a manner that differs substantively from how it was described in the adopted LCAP.
- Explain material differences between Budgeted Expenditures and Estimated Actual Expenditures and between the Planned Percentages of Improved Services and Estimated Actual Percentages of Improved Services, as applicable. Minor variances in expenditures or percentages do not need to be addressed, and a dollar-for-dollar accounting is not required.
- Describe the effectiveness of the specific actions to achieve the articulated goal as measured by the LEA. In some cases, not all actions in a goal will be intended to improve performance on all of the metrics associated with the goal. When responding to this prompt, LEAs may assess the effectiveness of a single action or group of actions within the goal in the context of performance on a single metric or group of specific metrics within the goal that are applicable to the action(s). Grouping actions with metrics will allow for more robust analysis of whether the strategy the LEA is using to impact a specified set of metrics is working and increase transparency for educational partners. LEAs are encouraged to use such an approach when goals include multiple actions and metrics that are not closely associated.
- Describe any changes made to this goal, expected outcomes, metrics, or actions to achieve this goal as a result of this analysis and analysis of the data provided in the Dashboard or other local data, as applicable.

Increased or Improved Services for Foster Youth, English Learners, and Low-Income Students

Purpose

A well-written Increased or Improved Services section provides educational partners with a comprehensive description, within a single dedicated section, of how an LEA plans to increase or improve services for its unduplicated students in grades TK–12 as compared to all students in grades TK–12, as applicable, and how LEA-wide or schoolwide actions identified for this purpose meet regulatory requirements. Descriptions provided should include sufficient detail yet be sufficiently succinct to promote a broader understanding of educational partners to facilitate their ability to provide input. An LEA’s description in this section must align with the actions included in the Goals and Actions section as contributing.

Requirements and Instructions

Projected LCFF Supplemental and/or Concentration Grants: Specify the amount of LCFF supplemental and concentration grant funds the LEA estimates it will receive in the coming year based on the number and concentration of low income, foster youth, and English learner students.

Projected Additional LCFF Concentration Grant (15 percent): Specify the amount of additional LCFF concentration grant add-on funding, as described in EC Section 42238.02, that the LEA estimates it will receive in the coming year.

Projected Percentage to Increase or Improve Services for the Coming School Year: Specify the estimated percentage by which services for unduplicated pupils must be increased or improved as compared to the services provided to all students in the LCAP year as calculated pursuant to 5 CCR Section 15496(a)(7).

LCFF Carryover — Percentage: Specify the LCFF Carryover — Percentage identified in the LCFF Carryover Table. If a carryover percentage is not identified in the LCFF Carryover Table, specify a percentage of zero (0.00%).

LCFF Carryover — Dollar: Specify the LCFF Carryover — Dollar amount identified in the LCFF Carryover Table. If a carryover amount is not identified in the LCFF Carryover Table, specify an amount of zero (\$0).

Total Percentage to Increase or Improve Services for the Coming School Year: Add the Projected Percentage to Increase or Improve Services for the Coming School Year and the Proportional LCFF Required Carryover Percentage and specify the percentage. This is the LEAs percentage by which services for unduplicated pupils must be increased or improved as compared to the services provided to all students in the LCAP year, as calculated pursuant to 5 CCR Section 15496(a)(7).

Required Descriptions:

For each action being provided to an entire school, or across the entire school district or COE, an explanation of (1) how the needs of foster youth, English learners, and low-income students were considered first, and (2) how these actions are effective in meeting the goals for these students.

For each action included in the Goals and Actions section as contributing to the increased or improved services requirement for unduplicated pupils and provided on an LEA-wide or schoolwide basis, the LEA must include an explanation consistent with 5 CCR Section 15496(b). For any such actions continued into the 2021–24 LCAP from the 2017–2020 LCAP, the LEA must determine whether or not the action was effective as expected, and this determination must reflect evidence of outcome data or actual implementation to date.

Principally Directed and Effective: An LEA demonstrates how an action is principally directed towards and effective in meeting the LEA’s goals for unduplicated students when the LEA explains how:

- It considers the needs, conditions, or circumstances of its unduplicated pupils;
- The action, or aspect(s) of the action (including, for example, its design, content, methods, or location), is based on these considerations; and
- The action is intended to help achieve an expected measurable outcome of the associated goal.

As such, the response provided in this section may rely on a needs assessment of unduplicated students.

Conclusory statements that a service will help achieve an expected outcome for the goal, without an explicit connection or further explanation as to how, are not sufficient. Further, simply stating that an LEA has a high enrollment percentage of a specific student group or groups does not meet the increase or improve services standard because enrolling students is not the same as serving students.

For example, if an LEA determines that low-income students have a significantly lower attendance rate than the attendance rate for all students, it might justify LEA-wide or schoolwide actions to address this area of need in the following way:

After assessing the needs, conditions, and circumstances of our low-income students, we learned that the attendance rate of our low-income students is 7 percent lower than the attendance rate for all students. (Needs, Conditions, Circumstances [Principally Directed])

In order to address this condition of our low-income students, we will develop and implement a new attendance program that is designed to address some of the major causes of absenteeism, including lack of reliable transportation and food, as well as a school climate that does not emphasize the importance of attendance. Goal N, Actions X, Y, and Z provide additional transportation and nutritional resources as well as a districtwide educational campaign on the benefits of high attendance rates. (Contributing Action[s])

These actions are being provided on an LEA-wide basis and we expect/hope that all students with less than a 100 percent attendance rate will benefit. However, because of the significantly lower attendance rate of low-income students, and because the actions meet needs most associated with the chronic stresses and experiences of a socio-economically disadvantaged status, we expect that the attendance rate for our low-income students will increase significantly more than the average attendance rate of all other students. (Measurable Outcomes [Effective In])

COEs and Charter Schools: Describe how actions included as contributing to meeting the increased or improved services requirement on an LEA-wide basis are principally directed to and effective in meeting its goals for unduplicated pupils in the state and any local priorities as described above. In the case of COEs and charter schools, schoolwide and LEA-wide are considered to be synonymous.

For School Districts Only:

Actions Provided on an LEA-Wide Basis:

Unduplicated Percentage > 55 percent: For school districts with an unduplicated pupil percentage of 55 percent or more, describe how these actions are principally directed to and effective in meeting its goals for unduplicated pupils in the state and any local priorities as described above.

Unduplicated Percentage < 55 percent: For school districts with an unduplicated pupil percentage of less than 55 percent, describe how these actions are principally directed to and effective in meeting its goals for unduplicated pupils in the state and any local priorities. Also describe how the actions **are the most effective use of the funds** to meet these goals for its unduplicated pupils. Provide the basis for this determination, including any alternatives considered, supporting research, experience, or educational theory.

Actions Provided on a Schoolwide Basis:

School Districts must identify in the description those actions being funded and provided on a schoolwide basis, and include the required description supporting the use of the funds on a schoolwide basis.

For schools with 40 percent or more enrollment of unduplicated pupils: Describe how these actions are principally directed to and effective in meeting its goals for its unduplicated pupils in the state and any local priorities.

For school districts expending funds on a schoolwide basis at a school with less than 40 percent enrollment of unduplicated pupils: Describe how these actions are principally directed to and how the actions are the most effective use of the funds to meet its goals for foster youth, English learners, and low-income students in the state and any local priorities.

A description of how services for foster youth, English learners, and low-income students are being increased or improved by the percentage required.

Consistent with the requirements of 5 CCR Section 15496, describe how services provided for unduplicated pupils are increased or improved by at least the percentage calculated as compared to the services provided for all students in the LCAP year. To improve services means to grow services in quality and to increase services means to grow services in quantity. Services are increased or improved by those actions in the LCAP that are included in the Goals and Actions section as contributing to the increased or improved services requirement, whether they are provided on an LEA-wide or schoolwide basis or provided on a limited basis to unduplicated students. A limited action is an action that only serves foster youth, English learners, and/or low-income students. This description must address how these action(s) are expected to result in the required proportional increase or improvement in services for unduplicated pupils as compared to the services the LEA provides to all students for the relevant LCAP year.

For any action contributing to meeting the increased or improved services requirement that is associated with a Planned Percentage of Improved Services in the Contributing Summary Table rather than an expenditure of LCFF funds, describe the methodology that was used to determine the contribution of the action towards the proportional percentage. See the instructions for determining the Planned Percentage of Improved Services for information on calculating the Percentage of Improved Services.

A description of the plan for how the additional concentration grant add-on funding identified above will be used to increase the number of staff providing direct services to students at schools that have a high concentration (above 55 percent) of foster youth, English learners, and low-income students, as applicable.

An LEA that receives the additional concentration grant add-on described in EC Section 42238.02 is required to demonstrate how it is using these funds to increase the number of staff who provide direct services to students at schools with an enrollment of unduplicated students that is greater than 55 percent as compared to the number of staff who provide direct services to students at schools with an enrollment of unduplicated students that is equal to or less than 55 percent. The staff who provide direct services to students must be certificated staff and/or classified staff employed by the LEA; classified staff includes custodial staff.

Provide the following descriptions, as applicable to the LEA:

An LEA that does not receive a concentration grant or the concentration grant add-on must indicate that a response to this prompt is not applicable.

Identify the goal and action numbers of the actions in the LCAP that the LEA is implementing to meet the requirement to increase the number of staff who provide direct services to students at schools with an enrollment of unduplicated students that is greater than 55 percent.

An LEA that does not have comparison schools from which to describe how it is using the concentration grant add-on funds, such as an LEA that only has schools with an enrollment of unduplicated students that is greater than 55 percent, must describe how it is using the funds to increase the number of credentialed staff, classified staff, or both, including custodial staff, who provide direct services to students at selected schools and the criteria used to determine which schools require additional staffing support.

In the event that an additional concentration grant add-on is not sufficient to increase staff providing direct services to students at a school with an enrollment of unduplicated students that is greater than 55 percent, the LEA must describe how it is using the funds to retain staff providing direct services to students at a school with an enrollment of unduplicated students that is greater than 55 percent.

Complete the table as follows:

- Provide the staff-to-student ratio of classified staff providing direct services to students with a concentration of unduplicated students that is 55 percent or less and the staff-to-student ratio of classified staff providing direct services to students at schools with a concentration of unduplicated students that is greater than 55 percent, as applicable to the LEA. The LEA may group its schools by grade span (Elementary, Middle/Junior High, and High Schools), as applicable to the LEA. The staff-to-student ratio must be based on the number of full time equivalent (FTE) staff and the number of enrolled students as counted on the first Wednesday in October of each year.
- Provide the staff-to-student ratio of certificated staff providing direct services to students at schools with a concentration of unduplicated students that is 55 percent or less and the staff-to-student ratio of certificated staff providing direct services to students at schools with a concentration of unduplicated students that is greater than 55 percent, as applicable to the LEA. The LEA may group its schools by grade span (Elementary, Middle/Junior High, and High Schools), as applicable to the LEA. The staff-to-student ratio must be based on the number of FTE staff and the number of enrolled students as counted on the first Wednesday in October of each year.

Action Tables

Complete the Data Entry Table for each action in the LCAP. The information entered into this table will automatically populate the other Action Tables. Information is only entered into the Data Entry Table, the Annual Update Table, the Contributing Actions Annual Update Table, and the LCFF Carryover Table. With the exception of the Data Entry Table, the word “input” has been added to column headers to aid in identifying the column(s) where information will be entered. Information is not entered on the remaining Action tables.

The following tables are required to be included as part of the LCAP adopted by the local governing board or governing body:

- Table 1: Total Planned Expenditures Table (for the coming LCAP Year)

- Table 2: Contributing Actions Table (for the coming LCAP Year)
- Table 3: Annual Update Table (for the current LCAP Year)
- Table 4: Contributing Actions Annual Update Table (for the current LCAP Year)
- Table 5: LCFF Carryover Table (for the current LCAP Year)

Note: The coming LCAP Year is the year that is being planned for, while the current LCAP year is the current year of implementation. For example, when developing the 2022–23 LCAP, 2022–23 will be the coming LCAP Year and 2021–22 will be the current LCAP Year.

Data Entry Table

The Data Entry Table may be included in the LCAP as adopted by the local governing board or governing body, but is not required to be included. In the Data Entry Table, input the following information for each action in the LCAP for that applicable LCAP year:

- **LCAP Year:** Identify the applicable LCAP Year.
- **1. Projected LCFF Base Grant:** Provide the total amount of LCFF funding the LEA estimates it will receive for the coming school year, excluding the supplemental and concentration grants and the add-ons for the Targeted Instructional Improvement Grant Program and the Home to School Transportation Program, pursuant to 5 CCR Section 15496(a)(8).

See *EC* sections 2574 (for COEs) and 42238.02 (for school districts and charter schools), as applicable, for LCFF apportionment calculations.

- **2. Projected LCFF Supplemental and/or Concentration Grants:** Provide the total amount of LCFF supplemental and concentration grants the LEA estimates it will receive on the basis of the number and concentration of unduplicated students for the coming school year.
- **3. Projected Percentage to Increase or Improve Services for the Coming School Year:** This percentage will not be entered; it is calculated based on the Projected LCFF Base Grant and the Projected LCFF Supplemental and/or Concentration Grants, pursuant to 5 CCR Section 15496(a)(8). This is the percentage by which services for unduplicated pupils must be increased or improved as compared to the services provided to all students in the coming LCAP year.
- **LCFF Carryover — Percentage:** Specify the LCFF Carryover — Percentage identified in the LCFF Carryover Table from the prior LCAP year. If a carryover percentage is not identified in the LCFF Carryover Table, specify a percentage of zero (0.00%).
- **Total Percentage to Increase or Improve Services for the Coming School Year:** This percentage will not be entered; it is calculated based on the Projected Percentage to Increase or Improve Services for the Coming School Year and the LCFF Carryover —

Percentage. This is the percentage by which the LEA must increase or improve services for unduplicated pupils as compared to the services provided to all students in the coming LCAP year.

- **Goal #:** Enter the LCAP Goal number for the action.
- **Action #:** Enter the action's number as indicated in the LCAP Goal.
- **Action Title:** Provide a title of the action.
- **Student Group(s):** Indicate the student group or groups who will be the primary beneficiary of the action by entering "All," or by entering a specific student group or groups.
- **Contributing to Increased or Improved Services?:** Type "Yes" if the action **is** included as contributing to meeting the increased or improved services; OR, type "No" if the action is **not** included as contributing to meeting the increased or improved services.
- If "Yes" is entered into the Contributing column, then complete the following columns:
 - **Scope:** The scope of an action may be LEA-wide (i.e., districtwide, countywide, or charterwide), schoolwide, or limited. An action that is LEA-wide in scope upgrades the entire educational program of the LEA. An action that is schoolwide in scope upgrades the entire educational program of a single school. An action that is limited in its scope is an action that serves only one or more unduplicated student groups.
 - **Unduplicated Student Group(s):** Regardless of scope, contributing actions serve one or more unduplicated student groups. Indicate one or more unduplicated student groups for whom services are being increased or improved as compared to what all students receive.
 - **Location:** Identify the location where the action will be provided. If the action is provided to all schools within the LEA, the LEA must indicate "All Schools." If the action is provided to specific schools within the LEA or specific grade spans only, the LEA must enter "Specific Schools" or "Specific Grade Spans." Identify the individual school or a subset of schools or grade spans (e.g., all high schools or grades transitional kindergarten through grade five), as appropriate.
- **Time Span:** Enter "ongoing" if the action will be implemented for an indeterminate period of time. Otherwise, indicate the span of time for which the action will be implemented. For example, an LEA might enter "1 Year," or "2 Years," or "6 Months."
- **Total Personnel:** Enter the total amount of personnel expenditures utilized to implement this action.
- **Total Non-Personnel:** This amount will be automatically calculated based on information provided in the Total Personnel column and the Total Funds column.

- **LCFF Funds:** Enter the total amount of LCFF funds utilized to implement this action, if any. LCFF funds include all funds that make up an LEA’s total LCFF target (i.e., base grant, grade span adjustment, supplemental grant, concentration grant, Targeted Instructional Improvement Block Grant, and Home-To-School Transportation).
 - **Note:** For an action to contribute towards meeting the increased or improved services requirement it must include some measure of LCFF funding. The action may also include funding from other sources, however the extent to which an action contributes to meeting the increased or improved services requirement is based on the LCFF funding being used to implement the action.
- **Other State Funds:** Enter the total amount of Other State Funds utilized to implement this action, if any.
- **Local Funds:** Enter the total amount of Local Funds utilized to implement this action, if any.
- **Federal Funds:** Enter the total amount of Federal Funds utilized to implement this action, if any.
- **Total Funds:** This amount is automatically calculated based on amounts entered in the previous four columns.
- **Planned Percentage of Improved Services:** For any action identified as contributing, being provided on a Limited basis to unduplicated students, and that does not have funding associated with the action, enter the planned quality improvement anticipated for the action as a percentage rounded to the nearest hundredth (0.00%). A limited action is an action that only serves foster youth, English learners, and/or low-income students.
 - As noted in the instructions for the Increased or Improved Services section, when identifying a Planned Percentage of Improved Services, the LEA must describe the methodology that it used to determine the contribution of the action towards the proportional percentage. The percentage of improved services for an action corresponds to the amount of LCFF funding that the LEA estimates it would expend to implement the action if it were funded.

For example, an LEA determines that there is a need to analyze data to ensure that instructional aides and expanded learning providers know what targeted supports to provide to students who are foster youth. The LEA could implement this action by hiring additional staff to collect and analyze data and to coordinate supports for students, which the LEA estimates would cost \$165,000. Instead, the LEA chooses to utilize a portion of existing staff time to analyze data relating to students who are foster youth. This analysis will then be shared with site principals who will use the data to coordinate services provided by instructional assistants and expanded learning providers to target support to students. In this example, the LEA would divide the estimated cost of \$165,000 by the amount of LCFF Funding identified in the Data Entry Table and then convert the quotient to a percentage. This percentage is the Planned Percentage of Improved Service for the action.

Contributing Actions Table

As noted above, information will not be entered in the Contributing Actions Table; however, the ‘Contributing to Increased or Improved Services?’ column will need to be checked to ensure that only actions with a “Yes” are displaying. If actions with a “No” are displayed or if actions that are contributing are not displaying in the column, use the drop-down menu in the column header to filter only the “Yes” responses.

Annual Update Table

In the Annual Update Table, provide the following information for each action in the LCAP for the relevant LCAP year:

- **Estimated Actual Expenditures:** Enter the total estimated actual expenditures to implement this action, if any.

Contributing Actions Annual Update Table

In the Contributing Actions Annual Update Table, check the ‘Contributing to Increased or Improved Services?’ column to ensure that only actions with a “Yes” are displaying. If actions with a “No” are displayed or if actions that are contributing are not displaying in the column, use the drop-down menu in the column header to filter only the “Yes” responses. Provide the following information for each contributing action in the LCAP for the relevant LCAP year:

- **6. Estimated Actual LCFF Supplemental and/or Concentration Grants:** Provide the total amount of LCFF supplemental and concentration grants the LEA estimates it will actually receive based on of the number and concentration of unduplicated students in the current school year.
- **Estimated Actual Expenditures for Contributing Actions:** Enter the total estimated actual expenditure of LCFF funds used to implement this action, if any.
- **Estimated Actual Percentage of Improved Services:** For any action identified as contributing, being provided on a Limited basis only to unduplicated students, and that does not have funding associated with the action, enter the total estimated actual quality improvement anticipated for the action as a percentage rounded to the nearest hundredth (0.00%).
 - Building on the example provided above for calculating the Planned Percentage of Improved Services, the LEA in the example implements the action. As part of the annual update process, the LEA reviews implementation and student outcome data and determines that the action was implemented with fidelity and that outcomes for foster youth students improved. The LEA reviews the original estimated cost for the action and determines that had it hired additional staff to collect and analyze data and to coordinate supports for students that estimated actual cost would have been \$169,500 due to a cost of living adjustment. The LEA would divide the estimated actual cost of \$169,500 by the amount of LCFF Funding identified in the Data Entry Table and then convert the quotient to a percentage. This percentage is the Estimated Actual Percentage of Improved Services for the action.

LCFF Carryover Table

- **9. Estimated Actual LCFF Base Grant:** Provide the total amount of LCFF funding the LEA estimates it will receive for the current school year, excluding the supplemental and concentration grants and the add-ons for the Targeted Instructional Improvement Grant Program and the Home to School Transportation Program, pursuant to 5 CCR Section 15496(a)(8).

- **10. Total Percentage to Increase or Improve Services for the Current School Year:** This percentage will not be entered. The percentage is calculated based on the amounts of the Estimated Actual LCFF Base Grant (9) and the Estimated Actual LCFF Supplemental and/or Concentration Grants (6), pursuant to 5 CCR Section 15496(a)(8), plus the LCFF Carryover – Percentage from the prior year. This is the percentage by which services for unduplicated pupils must be increased or improved as compared to the services provided to all students in the current LCAP year.

Calculations in the Action Tables

To reduce the duplication of effort of LEAs, the Action Tables include functionality such as pre-population of fields and cells based on the information provided in the Data Entry Table, the Annual Update Summary Table, and the Contributing Actions Table. For transparency, the functionality and calculations used are provided below.

Contributing Actions Table

- 4. Total Planned Contributing Expenditures (LCFF Funds)
 - This amount is the total of the Planned Expenditures for Contributing Actions (LCFF Funds) column
- 5. Total Planned Percentage of Improved Services
 - This percentage is the total of the Planned Percentage of Improved Services column
- Planned Percentage to Increase or Improve Services for the coming school year (4 divided by 1, plus 5)
 - This percentage is calculated by dividing the Total Planned Contributing Expenditures (4) by the Projected LCFF Base Grant (1), converting the quotient to a percentage, and adding it to the Total Planned Percentage of Improved Services (5).

Contributing Actions Annual Update Table

Pursuant to *EC* Section 42238.07(c)(2), if the Total Planned Contributing Expenditures (4) is less than the Estimated Actual LCFF Supplemental and Concentration Grants (6), the LEA is required to calculate the difference between the Total Planned Percentage of Improved Services (5) and the Total Estimated Actual Percentage of Improved Services (7). If the Total Planned Contributing Expenditures (4) is equal to or greater than the Estimated Actual LCFF Supplemental and Concentration Grants (6), the Difference Between Planned and Estimated Actual Percentage of Improved Services will display “Not Required.”

- 6. Estimated Actual LCFF Supplemental and Concentration Grants
 - This is the total amount of LCFF supplemental and concentration grants the LEA estimates it will actually receive based on of the number and concentration of unduplicated students in the current school year.
- 4. Total Planned Contributing Expenditures (LCFF Funds)
 - This amount is the total of the Last Year's Planned Expenditures for Contributing Actions (LCFF Funds)

- 7. Total Estimated Actual Expenditures for Contributing Actions
 - This amount is the total of the Estimated Actual Expenditures for Contributing Actions (LCFF Funds)
- Difference Between Planned and Estimated Actual Expenditures for Contributing Actions (Subtract 7 from 4)
 - This amount is the Total Estimated Actual Expenditures for Contributing Actions (7) subtracted from the Total Planned Contributing Expenditures (4)
- 5. Total Planned Percentage of Improved Services (%)
 - This amount is the total of the Planned Percentage of Improved Services column
- 8. Total Estimated Actual Percentage of Improved Services (%)
 - This amount is the total of the Estimated Actual Percentage of Improved Services column
- Difference Between Planned and Estimated Actual Percentage of Improved Services (Subtract 5 from 8)
 - This amount is the Total Planned Percentage of Improved Services (5) subtracted from the Total Estimated Actual Percentage of Improved Services (8)

LCFF Carryover Table

- 10. Total Percentage to Increase or Improve Services for the Current School Year (6 divided by 9 + Carryover %)
 - This percentage is the Estimated Actual LCFF Supplemental and/or Concentration Grants (6) divided by the Estimated Actual LCFF Base Grant (9) plus the LCFF Carryover – Percentage from the prior year.
- 11. Estimated Actual Percentage of Increased or Improved Services (7 divided by 9, plus 8)
 - This percentage is the Total Estimated Actual Expenditures for Contributing Actions (7) divided by the LCFF Funding (9), then converting the quotient to a percentage and adding the Total Estimated Actual Percentage of Improved Services (8).
- 12. LCFF Carryover — Dollar Amount LCFF Carryover (Subtract 11 from 10 and multiply by 9)
 - If the Estimated Actual Percentage of Increased or Improved Services (11) is less than the Estimated Actual Percentage to Increase or Improve Services (10), the LEA is required to carry over LCFF funds.

The amount of LCFF funds is calculated by subtracting the Estimated Actual Percentage to Increase or Improve Services (11) from the Estimated Actual Percentage of Increased or Improved Services (10) and then multiplying by the Estimated Actual LCFF Base Grant (9). This amount is the amount of LCFF funds that is required to be carried over to the coming year.

- 13. LCFF Carryover — Percentage (12 divided by 9)
 - This percentage is the unmet portion of the Percentage to Increase or Improve Services that the LEA must carry over into the coming LCAP year. The percentage is calculated by dividing the LCFF Carryover (12) by the LCFF Funding (9).

California Department of Education
January 2022